



## BRINGING BUILDING OWNERS **MORE SECURITY, SAFETY & SAVINGS**

The global **Elite Entrances Team** provides door entrance solutions that empower automation, secure and convenient access, and fully integrated traffic decision support systems; through our multi-talented people, unrelenting forward innovation spirit, and a total genuine dedication of exceeding customer expectations.

# OPTIONAL ACCESSORIES

## ■ SECURITY & SAFETY SOLUTIONS

**Elite Entrances** brings years of integration and network design experience to the security market. Our well-respected professionals combine experience in the education, law enforcement and IT industries to develop the most secure, modern products that are easily integrated with your existing network. Our products are flexible for many different uses and minimize equipment, network load and power consumption. We have the very best installers with extensive knowledge of data infrastructure, programming and integration configuration of other network systems.



**TUCKER AUTO-MATION S3 - SMART SECURITY SOLUTIONS**  
REMOTEY TAKING CONTROL | [WWW.TUCKERS3.COM](http://WWW.TUCKERS3.COM)



## ■ CAMERA SURVEILLANCES

## REMOTEY TAKING CONTROL



S3 | Registered Partner

**360° OR 180°**  
**DOOR EMBEDDED CAMERA**


**CAMERA SURVEILLANCE S15**  
Up to **6 megapixel** Camera.



## **UNDER CONTROL!**

**Embedded Camera System: 180 or 360 degree hemispheric 6 megapixel CMOS camera with up to 256 Gb micro SD card storage, audio capability, and IP connectivity (RJ45) that includes PoE. Free lifetime software included.**

**MOBILE REMOTE STATION FOR TUCKER CAMERAS AND DOOR STATIONS. LIVE IMAGES AND RECORDINGS IN THE BEST HIGH RESOLUTION QUALITY.**



## ■ ACCESS CONTROL IP POWERNET READER-CONTROLLER

TUCKER S3 IN PARTNERSHIP WITH ISONAS



### PROVEN INNOVATION

OUR PATENTED POWERNET™ READER-CONTROLLER PROVIDES THE FIRST "PURE IP" TO THE DOOR SOLUTION THAT ELIMINATES THE NEED FOR A SEPARATE POWER SUPPLY, CONTROL PANEL AND DEDICATED HARD WIRING.



### GREATER VALUE

COMPARED TO TRADITIONAL SYSTEMS THAT REQUIRE MORE EQUIPMENT, LABOR AND MAINTENANCE, THE TOTAL COST OF OWNERSHIP IS FAR LESS.

## WE ARE REVOLUTIONIZING ACCESS CONTROL WITH ONE SIMPLE SOLUTION.



TRADITIONAL PANEL-BASED SYSTEMS

WE ARE CHANGING THE GAME IN ACCESS CONTROL. WITH PURE IP, ALL YOU NEED IS YOUR EXISTING CAT5 NETWORK AND OUR T-IP POWERNET READER-CONTROLLER.



T-IP POWERNET READER-CONTROLLER.

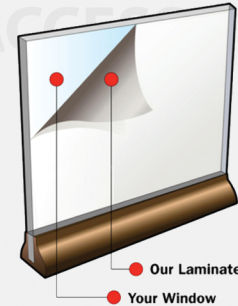



### TOTAL FLEXIBILITY

THE ABILITY TO EASILY INTEGRATE WITH OTHER SYSTEMS AND GO WHERE OTHER ACCESS CONTROL SOLUTIONS CAN'T GIVES YOU THE FREEDOM TO ADAPT TO CHANGING NEEDS.



## ARMORED GLASS LAMINATED | GLASS SOLUTION



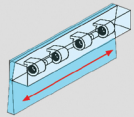
IN THE WORLD WE LIVE IN, ELITE ENTRANCES FOUND A SOLUTION TO OFFER ULTIMATE SAFETY AGAINST UNWANTED INTRUDERS!

Modern construction trends are more and more often utilizing glass in architectural design. Unfortunately glass has a major weakness, it breaks! When glass breaks, especially large panes of glass, it can break into long daggers or small bullet-like projectiles. With any forceful impact, these shards can fly almost anywhere risking injury to those in proximity. **ELITE ENTRANCES** does not pretend that its products are bullet, bomb or break-in proof. **There is no such safety film or security laminate on the market.** **ELITE ENTRANCES** products only provide added protection against the effect of bullets, bombs and break-in entry.

## ENERGY EFFICIENCY & SAVINGS

### AIR CURTAINS DESIGN FOR ENERGY & ENVIRONMENTAL CONTROL

- STANDARD CORROSION-RESISTANT STAINLESS STEEL CONSTRUCTION.
- PRICED COMPETITIVELY WITH OTHER MODELS THAT ARE PAINTED, METAL OR PLASTIC.
- ETL ACCREDITED.
- HIGH EFFICIENCY PLENUM PROVIDES A UNIFORM AIR FLOW FROM THE AIR CURTAIN TO THE GROUND.
- HEAVY DUTY DIRECT DRIVE MOTORS FOR LONGER LIFE.
- MOTOR/BLOWER PLATE ALL IN ONE DESIGN MAKES REMOVAL EASIER FOR SERVICING NEEDS.



Aims the air from the blowers towards the back of the air curtain, where it fills a plenum and is then forced out evenly across the length of the air curtain. Other air curtain manufacturers aim the discharge of each blower down, resulting in dead spots wherever there are spaces between the blowers.



Keeping insects and exhaust fumes out.



**WARRANTY AND SERVICE SUPPORT**  
Your Tucker Air Curtains comes with an extended warranty on parts.

### PHOTOLUMINESCENT EXIT SIGNS



## Zero Energy EXIT Signs

No batteries, electricity, bulbs, maintenance or testing.



### Save Energy, Save Money, Save Lives with Tucker Auto-Mation

Our products are easy-to-install, durable and provide a long reliable photoluminescent afterglow, ranging from a self-leveling easy to apply stair edging/nosing. Our Safety & Egress products range from a self-leveling easy to apply stair edging to permanent railing covers to a wide range of illuminating signage.

IN PARTNERSHIP WITH LUMAWARE



### ENERGY SAVINGS MANAGEMENT

IN PARTNERSHIP WITH BOSS CONTROLS



#### AUTOMATIC ENTRANCE WITH ENERGY SAVINGS IN MIND!

Maximize **ENERGY SAVINGS** when scheduling door shut down while building is unoccupied. **BOSS** Puts Money Back In Your Pocket!

Based on US Department of Energy estimates, "plug load" accounts for approximately **25%** of the electricity used within commercial buildings...

With **BOSS HARDWARE**, achieve energy savings of up to **50%** with intelligent, schedule-based plug load shutdown during unoccupied periods.



**ATMOSPHERES** is a leading cloud-based building operating system. **ENERGY MANAGEMENT. ENERGY CONTROL. SAVINGS REPORT.**



### PEOPLE COUNTER

IN PARTNERSHIP WITH TRAF-SYS




#### OVERHEAD PEOPLE COUNTING SENSOR

The **Gazelle Series People Counter** provides an accurate people counting solution with built-in Ethernet Connectivity. There are several versions of the Gazelle series that can be combined to suit your needs. All require VisiCount software and POE connections.



GAZELLE



BUSINESS REPORTING